

PLANET GLOBAL EQUITY - CLASS I

MULTI-ASSET INVESTMENTS

PERFORMANCE SINCE INCEPTION



FIGURES RELATING TO PAST PERFORMANCE REFER TO PAST PERIODS AND ARE NOT A RELIABLE INDICATOR OF FUTURE RESULTS

FUND PERFORMANCES

	MTD	3 Months	6 Months	YTD	2 Years	SI
PLANET GLOBAL EQUITY - class I	3.27%	2.72%	-4.04%	10.26%		-4.68%

All performances are based on official NAVs, net of fees.

RISK ANALYSIS

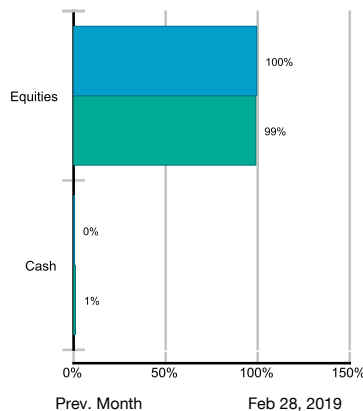
	Annualized volatility 1 Year	Annualized volatility SI	Sharpe ratio 1 Year	Sharpe ratio SI
PLANET GLOBAL EQUITY - class I				

HISTORICAL MONTHLY RETURNS

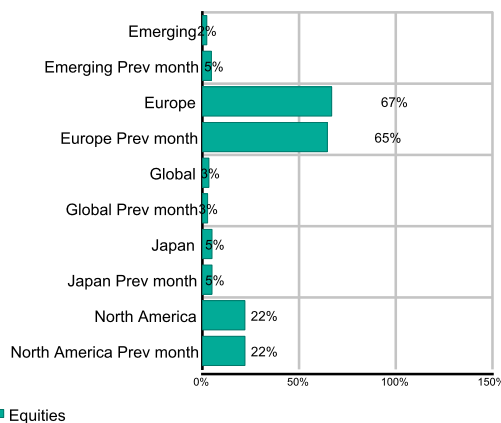
	Jan	Feb	Jun	Jul	Aug	Sep	Oct	Nov	Dec	YTD
2019	6.77%	3.27%								10.26%
2018			-2.05%	2.75%	-1.30%	0.69%	-6.79%	-0.46%	-6.84%	-13.55%*

*Since inception : Jun 18, 2018

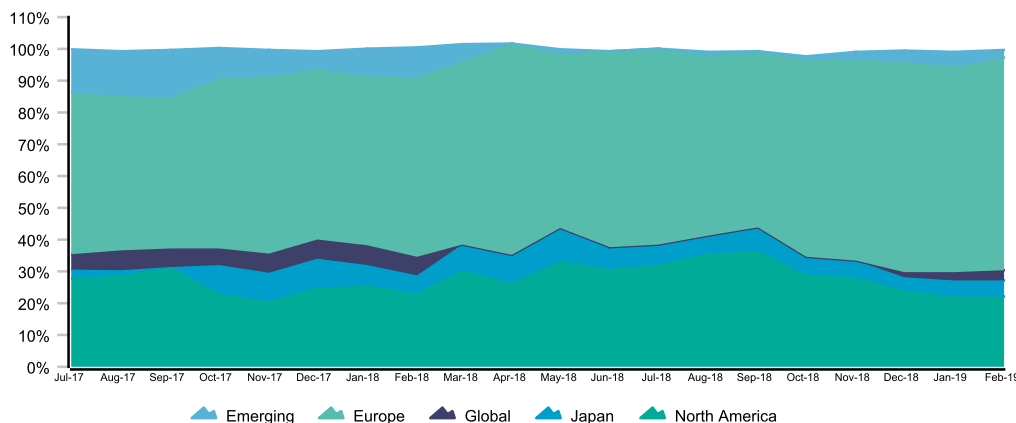
ASSET CLASS



GEOGRAPHICAL BREAKDOWN



PORTFOLIO ALLOCATION



KEY POINTS

Total Fund Assets (M EUR) :	0.96
NAV per Share (EUR) :	95.32
MTD Perf.** :	3.27%
YTD Perf.*** :	10.26%
Perf. since inception :	-4.68%

All performances are based on official NAVs, net of fees.

** MTD performance : non-annualised performance
From Jan 31, 2019 To Feb 28, 2019

*** YTD performance : non-annualised performance
From Dec 31, 2018 To Feb 28, 2019

INVESTMENT OBJECTIVE

FUND PERFORMANCES

Not available due to a lack of historical performance datas.

FUND FACTS

Legal Structure :	SICAV
UCITS Compliant :	Yes
Inception Date of the Fund :	July 19, 2017
Inception Date of the Class :	June 18, 2018
Share Class Currency :	EUR
Currency of the Fund :	EUR
Composite index :	60% EURO STOXX 50 Price EUR 40% MSCI World 100% Hedged to EUR Net Total Return Index

Management Company : LYXOR ASSET MANAGEMENT

Fund Codes :

ISIN Code :	LU1640676968
Fund Bloomberg Code :	-
Min. Initial Subscription :	1,000,000
Min. Subsequent Subscription :	N/A
Entry/Exit Fees :	0/0
Management Fee :	Up to 0.40%
Performance Fee :	N/A

Liquidity : Daily
Dealing Deadline : 4:00 pm
Settlement Date : D+2

This material has been prepared for informational purposes only and does not constitute an offer, or a solicitation of an offer, to buy or sell any security or instrument, does not constitute an offer of purchase, sale or subscription of financial instruments nor is it a marketing proposal to participate in any investment strategy or an offer of financial services. Any such offer or solicitation may be made only pursuant to the Prospectus or Offering Memorandum. This product may be subject to restrictions with regard to certain persons or in certain countries under national regulations applicable to said persons or in said countries. Lyxor Asset Management and its subsidiaries may not be held responsible for the financial or other consequences that may arise from the investment in this product. The information presented in this document is based on market data at a given moment and may change from time to time. Past performances do not guarantee future results.

CLIENT SERVICES | +33 (0)142133131 | www.lyxor.com | client-services@lyxor.com

PLANET GLOBAL EQUITY - CLASS I

MULTI-ASSET INVESTMENTS

HOLDINGS

	ISIN Code	Strategy	Weighting	Monthly Contribution	MTD Perf.****
Lyxor Cac 40 (Dr) Ucits Etf - Dist	FR0007052782	Equities	13.11%	0.62%	4.89%
Lyxor Euro Stoxx 50 (Dr) Ucits Etf - Dist	FR0007054358	Equities	11.14%	0.48%	4.45%
Lyxor Ibex 35 (Dr) Ucits Etf - Dist	FR0010251744	Equities	9.57%	0.24%	2.41%
Lyxor S&P 500 Ucits Etf - Daily Hedged To Eur - Dist	LU0959211243	Equities	9.31%	0.31%	3.30%
Lyxor Pea Dow Jones Industrial Average Ucits Etf - Capi.	FR0011869270	Equities	8.22%	0.38%	4.72%
Lyxor Msci Europe (Dr) Ucits Etf - Dist	FR0010261198	Equities	7.99%	0.32%	4.04%
Lyxor Stoxx Europe 600 Insurance Ucits Etf - Acc	LU1834987973	Equities	5.95%	0.34%	5.97%
Lyxor Dax (Dr) Ucits Etf - Acc	LU0252633754	Equities	5.59%	0.17%	3.00%
Lyxor Pea Japon (Topix) Ucits Etf - Couverte En Eur - Capi.	FR0011884121	Equities	4.99%	0.14%	2.93%
Lyxor Stoxx Europe 600 Utilities Ucits Etf - Acc	LU1834988864	Equities	4.82%	0.01%	0.25%
Lyxor Pea Nasdaq-100 Ucits Etf - Capi.	FR0011871110	Equities	4.46%	0.18%	3.77%
Lyxor Pea Nouvelles Energies (New Energy) Ucits Etf - Capi.	FR0011869379	Equities	3.38%	0.13%	4.77%
Lyxor Stoxx Europe 600 Healthcare Ucits Etf - Acc	LU1834986900	Equities	2.23%	0.12%	5.09%
Lyxor Stoxx Europe 600 Basic Resources Ucits Etf - Acc	LU1834983550	Equities	2.11%	0.06%	3.16%
Lyxor Stoxx Europe 600 Technology Ucits Etf - Acc	LU1834988518	Equities	1.94%	0.11%	5.38%
Lyxor Pea Russie (Msci Russia Imi Select Gdr) Ucits Etf - Capi.	FR0011869387	Equities	1.25%	-0.03%	-1.54%
Lyxor Stoxx Europe 600 Oil & Gas Ucits Etf - Acc	LU1834988278	Equities	1.21%	0.01%	0.39%
Lyxor Stoxx Europe 600 Retail Ucits Etf - Acc	LU1834988435	Equities	1.20%	0.01%	0.84%
Lyxor Pea Chine (Hscej) Ucits Etf - Capi.	FR0011871078	Equities	1.04%	-0.01%	-1.18%

****Performance are calculated in portfolio currency

This material has been prepared for informational purposes only and does not constitute an offer, or a solicitation of an offer, to buy or sell any security or instrument, does not constitute an offer of purchase, sale or subscription of financial instruments nor is it a marketing proposal to participate in any investment strategy or an offer of financial services. Any such offer or solicitation may be made only pursuant to the Prospectus or Offering Memorandum. This product may be subject to restrictions with regard to certain persons or in certain countries under national regulations applicable to said persons or in said countries. Lyxor Asset Management and its subsidiaries may not be held responsible for the financial or other consequences that may arise from the investment in this product. The information presented in this document is based on market data at a given moment and may change from time to time. Past performances do not guarantee future results.

CLIENT SERVICES | +33 (0)142133131 | www.lyxor.com | client-services@lyxor.com